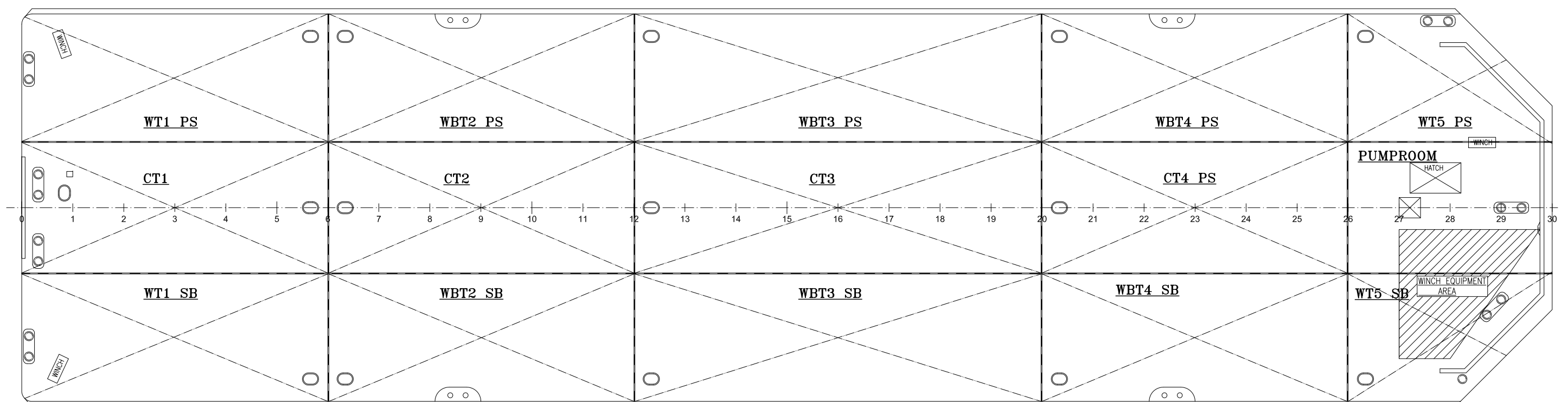
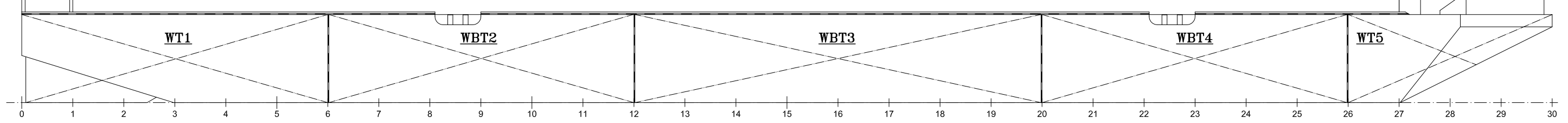
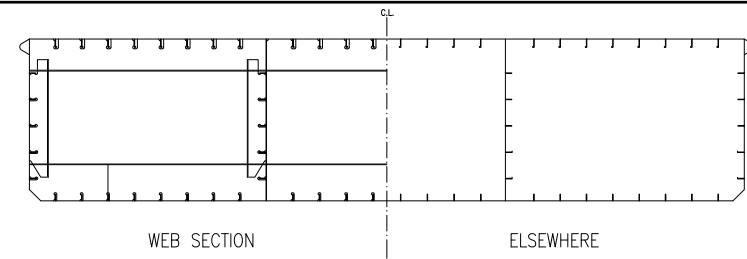


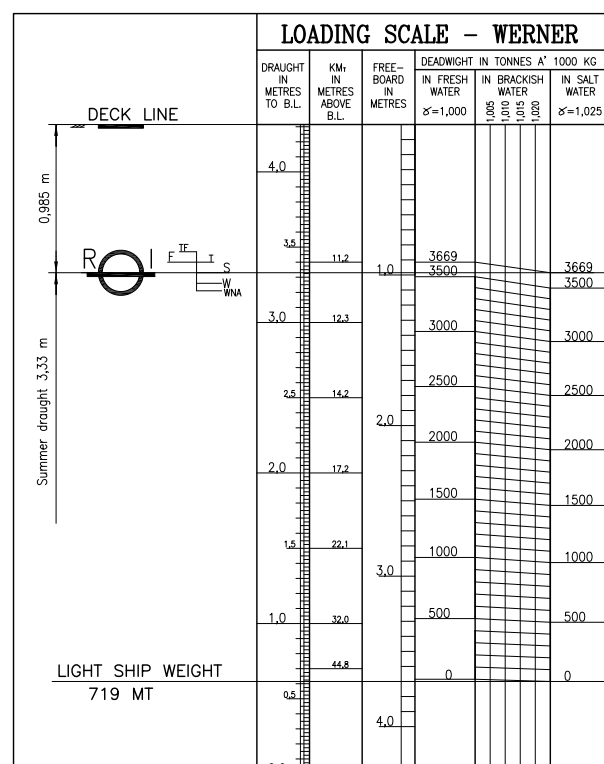
| ISSUE | DESCRIPTION | DATE | DRWN | DATE | CHKD |
|-------|--|------------|------|------------|------|
| D | RAMP REMOVED | 2013-03-22 | SO | xxxx-xx-xx | xx |
| E | CLASSIFICATION SOCIETY CHANGED FROM GL TO RI | 2013-04-26 | EKL | xxxx-xx-xx | xx |
| F | SIDE FENDERS ADDED | 2013-08-26 | J.J. | xxxx-xx-xx | xx |
| G | IN PROGRESS | xxxx-xx-xx | xx | xxxx-xx-xx | xx |



| | DRY TANKS | | | | | BALLAST TANKS | | | | |
|--|-----------|-----------|---------|---------|------------------|---------------|-----------|---------|---------|------------------|
| | TANK No | VOL. (m³) | LCG (m) | VCG (m) | MOM. OF IN. (m⁴) | TANK No | VOL. (m³) | LCG (m) | VCG (m) | MOM. OF IN. (m⁴) |
| | WT1 PS | 352 | 7.500 | 2.432 | 320 | WBT2 PS | 405 | 22.500 | 2.150 | 320 |
| | CT1 | 356 | 7.500 | 2.150 | 313 | WBT2 SB | 405 | 22.500 | 2.150 | 320 |
| | WT1 SB | 352 | 7.500 | 2.432 | 320 | WBT3 PS | 540 | 40.000 | 2.150 | 427 |
| | CT2 | 412 | 22.500 | 2.150 | 313 | WBT3 SB | 540 | 40.000 | 2.150 | 427 |
| | CT3 | 550 | 40.000 | 2.150 | 417 | WBT4 PS | 405 | 57.500 | 2.150 | 320 |
| | CT4 | 412 | 57.500 | 2.150 | 313 | WBT4 SB | 405 | 57.500 | 2.150 | 320 |
| | WT5 PS | 165 | 68.750 | 2.840 | 160 | | | | | |
| | WT5 SB | 165 | 68.750 | 2.840 | 160 | | | | | |

** = ASSUMED PRINT: 300x300mm.
EVERY OTHER LOADCASE TO BE CONSIDERED SPECIALLY

| PERMISSIBLE LOADS | | |
|---------------------------------|-----------------|---------------|
| LOAD CASE | MAX. PERM. LOAD | DIM. FACTOR |
| ANYWHERE ON DECK | 5.6 tonnes / m² | TRANSV. WEB |
| EVEN DISTRIBUTION: WEB | 14.2 tonnes / m | TRANSV. WEB |
| EVEN DISTRIBUTION: LONG BHD. | 9.6 tonnes / m | BHD. BUCKLING |
| EVEN DISTRIBUTION: TRANSV. BHD | 25.2 tonnes / m | BHD. BUCKLING |
| POINT LOAD: ANYWHERE ON DECK | 2.3 tonnes ** | BENDING |
| POINT LOAD: ON LONGITUDINAL | 5.7 tonnes ** | BENDING |
| POINT LOAD: ON TRANSV. WEB | 29.4 tonnes ** | WELD |
| POINT LOAD: ON LONG. BULKHEAD | 12.7 tonnes ** | BHD. BUCKLING |
| POINT LOAD: ON TRANSV. BULKHEAD | 27.7 tonnes ** | BHD. BUCKLING |
| POINT LOAD: BULKHEAD / WEB | 58.8 tonnes ** | WELD TO DECK |
| POINT LOAD: BULKHEAD / BULKHEAD | 58.8 tonnes ** | WELD TO DECK |



MAIN DIMENSIONS:

- LENGTH O.A. 75,20 m.
- LENGTH P.P. 75,00 m.
- BREADTH MLD. 19,00 m.
- BREADTH O.A. 19,52 m.
- DEPTH MLD. 4,30 m.
- DRAUGHT AT SUMMER FREEB. 3,33 m.
- DEADWEIGHT AT SUMMER FREEB. 3669 tonnes
- LIGHT SHIP WEIGHT 719 tonnes
- DRAUGHT AT LIGHT SHIP 0,62 m.
- DRAUGHT AT 50% DEADWEIGHT 2,03 m. (1822 tonnes)

SANDSING & SJÖTRANSPORT
Sandsinge Bogsering & Sjötransport

Skal Hedarna 105 SE-453 92 Lyssekl Sweden
Tel. +46 (0)523 66 07 45 Fax. +46 (0)523 66 07 22 E-mail: info@sandsinge.com Web: www.sandsinge.com

| | | | |
|---------------------|------------------|------------------------------------|---------------------------------|
| YARD: | DATE: 2007-02-22 | CHECKED: 2007-02-22 | SCALE: A1 = 1:100 A3 = 1:200 |
| DRWN: MO / FR | PH | TITLE: WERNER CAPACITY PLAN | |
| DWG NO. 07109-3-152 | ISSUE: G | | |